



GRADE 7TH
EDUCATIONAL GUIDE # 1ST TERM
JANUARY 2026
ENGLISH

Bienvenidos a grado séptimo/ Welcome to seventh grade.

En esta guía de aprendizaje desarrollarás tus habilidades de **lectura, escritura, escucha y expresión oral** a través del tema del **Turismo**. Aprenderás a describir lugares turísticos, hacer y responder preguntas, dar instrucciones, hablar sobre habilidades, ubicaciones y actividades utilizando el **tiempo presente simple**. En cada tema se presentará una explicación en inglés, acompañada de ejemplos claros. Al final, encontrarás una **actividad**, para poner en práctica lo aprendido.

TOPIC 1: Tourism






What is tourism?

Tourism is when people travel to different places to relax, learn and have fun.

Tourist places Examples:

Beach Museum Park City Mountain

Activity 1: Match the places with the names. Write the correct number.



1. The Statue of Liberty (USA)
2. El Peñol Rock (Guatape)
3. The Colosseum (Italy)
4. Metro System (Medellin)
5. The Pyramids of Giza (Egypt)
6. Las Lajas Sanctuary (Nariño)
7. The Eiffel Tower (France)
8. San Andrés Island (Colombia)
9. Big Ben (United Kingdom)
10. Cocora Valley (Quindío)



INSTITUCIÓN EDUCATIVA YERMO Y PARRES



Write 3 tourist places you want to visit. Example: I want to visit Paris.

- _____
- _____
- _____

TOPIC 2: Commands

Activity 1: Look at the words in the chart and write the command under each picture.

Basic commands



Commands for tourism / tourist guide



Sit down - Follow me - Don't litter - Wait here - Repeat - Don't run - Look at the map - Listen
 Look - Stop here - Don't touch - Stand up

ACTIVITY 2: LISTEN AND DO (Movement activity)

- Listen to your teacher and do the action.
- In pairs, practice the commands.





TOPIC 3: Wh Questions & YES/NO questions

WH QUESTIONS
Who? What? When? Where? Why?
How? Which? How many? How often?

Wh-words are used to make questions that require information in answer, rather than yes or no.

WHAT? Used to ask for information.	WHO? Used to ask about People.	WHEN? Used to ask for time.
WHERE? Used to ask for a Place or location.	WHY? Used to ask for a reason.	WHICH? Used to ask about Choice.
HOW? Used to ask for way or form.	HOW MANY? Used to ask about quantity.	HOW OFTEN? Used to ask about frequency.

Profe Recursos © ProfeRecursos.com

Wh- Questions	Yes / No Questions
<ul style="list-style-type: none"> • What is this place? • Where is the park? • Who is your tour guide? 	<ul style="list-style-type: none"> • Is it a museum? Yes, it is. / No, it isn't. • Is it a beach? Yes, it is. / No, it isn't. • Is it in Colombia? Yes, it is. / No, it isn't.

A. Read the questions. Write Yes, it is or No, it isn't.

1. Is Medellín a city? _____
2. Is Guatapé in Colombia? _____
3. Is the beach a tourist place? _____
4. Is the museum a school? _____
5. Is Cartagena in Mexico? _____
6. Is Big Ben a park? _____
7. Is the Eiffel Tower in France? _____
8. Is a beach cold? _____
9. Is the Metro a means of transport? _____
10. Is the statue of liberty a monument? _____



B. Choose the WH for each question according to the answer.

(What – Where – When - Who)

1. _____ is your tour guide?

☞ *Juan Pablo.*

2. _____ is this place called?

☞ *Guatapé.*

3. _____ is the museum?

☞ *In the city center.*

4. _____ is the park open?

☞ *In the morning.*

5. _____ is this monument?

☞ *The Eiffel Tower.*

6. _____ is Big Ben?

☞ *In London.*

7. _____ is your favorite tourist place?

☞ *The beach.*

8. _____ is the hotel?

☞ *Next to the park.*

9. _____ is the tour?

☞ *At 10:00 a.m.*

10. _____ is this city called?

☞ *Medellín.*

TOPIC 4: Can – Can't

Can ✓ Can't ✗

We use **can** to talk about abilities.

Examples:

- You can swim at the beach.
- You can't camp in the museum.
- you can take photos here.



INSTITUCIÓN EDUCATIVA YERMO Y PARRES



Let's practice

1. **Listening activity:** Use words below to complete each conversation.

<https://www.ello.org/class/A1/A1-19-Can-Abilities.html>

Con #1	Con #2	Con #3	Con #4
play	write	can't	should
sports	can	good	sing
pretty	read	can	a little bit
great	speak	make	at all

Conversation 1

Woman: What _____ can you play?
Man: I can _____ baseball a bit, and I can play tennis pretty well.
Woman: Can you play football?
Man: No, I am terrible at football. What about you?
Woman: Yeah, I can play football. I like it a lot, but I'm not _____.
Man: I bet you're _____ good.
Woman: No, really! I'm not that good.

Conversation 3


Man: So, are you a _____ cook?
Woman: Not really, but I can cook basic stuff.
Man: Yeah? What _____ you cook?
Woman: I can make pasta dishes and some French cuisine. What about you?
Man: I _____ cook anything. I can only _____ an omelet
Woman: Well, that's not too bad. Can you make pancakes?
Man: No, I can't even make that.

Conversation 2

Man: What languages can you speak?
Woman: I can _____ Japanese and French.
Man: Wow, can you _____ in Japanese?
Woman: I _____ write a little bit but not that much.
Man: Yeah, I hear kanji is really difficult.
Woman: Yeah, it's really difficult. What about you? What languages can you speak?
Man: I can speak some Spanish, but not great. I can also speak Thai.
Woman: Wow! Can you write in Thai?
Man: No, but I can _____ it. Writing is really difficult.
Woman: Still, that's pretty cool.
Man: What are you doing tonight?
Woman: I am going to Karaoke with friends. Do you want to come?
Man: No, thanks. I can't sing _____
Woman: Oh, you _____ come. Singing is fun.
Man: Maybe for you. I hear you can _____ really well.
Woman: I can sing _____, but I am not great.
Man: That's not what I heard.

Conversation 4

2. Look at the pictures and complete the sentences with *can* or *can't*.



- The tourist _____ take photos.
- The tourist _____ swim here.
- The tourist _____ visit the museum.
- The tourist _____ touch the monument.
- The tourists _____ camp here.
- The tourist _____ use the metro.
- The tourists _____ litter.
- The tourist _____ enter this place.



TOPIC 5: SIMPLE PRESENT (REVIEW)



Present Simple Tense

Structure	Positive	Negative	Question
	I – You – We – They + verb	I – You – We – They + do not / don't + verb	Do + I – You – We – They + verb
	He – She – It + verb	He – She – It + does not / doesn't + verb	Does + He – She – It + verb

	Positive	Negative	Question	Negative question
I	I love comics	I do not / don't love comics	Do I love comics?	Don't I love comics?
You	You love comics	You do not / don't love comics	Do you love comics?	Don't you love comics?
He	He loves comics	He does not / doesn't love comics	Does he love comics?	Doesn't he love comics?
She	She loves comics	She does not / doesn't love comics	Does she love comics?	Doesn't she love comics?
It	It loves comics	It does not / doesn't love comics	Does it love comics?	Doesn't it love comics?
We	We love comics	We do not / don't love comics	Do we love comics?	Don't we love comics?
They	They love comics	They do not / don't love comics	Do they love comics?	Don't they love comics?

Activity 1: Choose 6 verbs from the list.

Write three sentences using the same verb:

- ✓ one affirmative sentence
- ✗ one negative sentence
- ? one question

Example

Verb: visit

- **Affirmative:**
They visit the museum.
- **Negative:**
They don't visit the museum at night.
- **Question:**
Do they visit the museum on Sundays?



Visit – travel – stay - take photos - eat - buy souvenirs - use the metro - explore the city

Verb: _____

✓ _____

✗ _____

? _____

Verb: _____

✓ _____

✗ _____

? _____

Verb: _____

✓ _____

✗ _____

? _____

Verb: _____

✓ _____

✗ _____

? _____

Verb: _____

✓ _____

✗ _____

? _____

Verb: _____

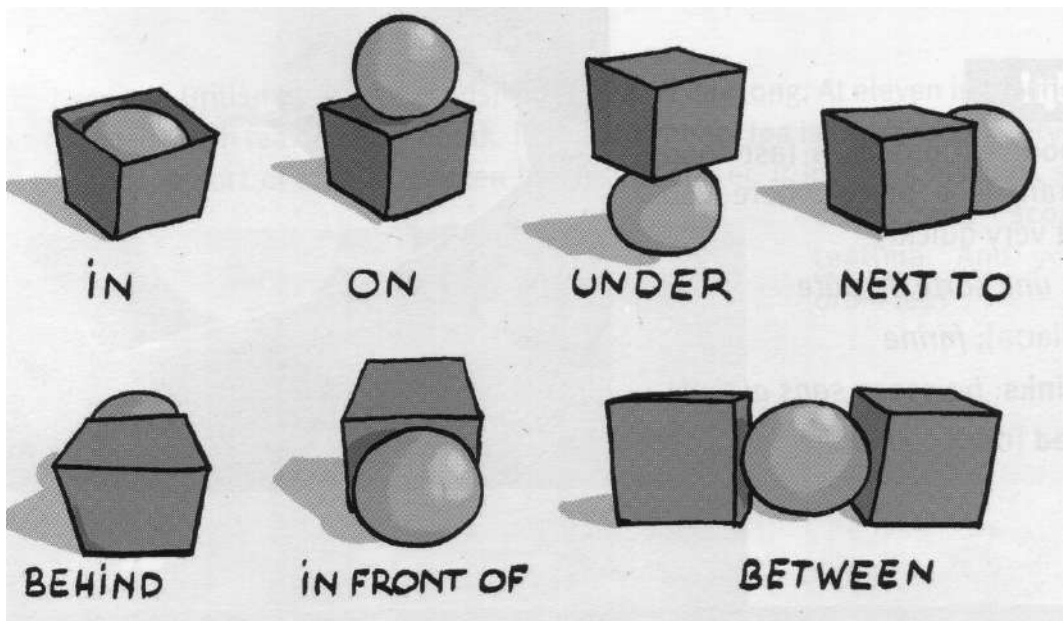
✓ _____

✗ _____

? _____

TOPIC 6 : PREPOSITIONS OF PLACE

Prepositions of place tell us **where** a place or thing is.





INSTITUCIÓN EDUCATIVA YERMO Y PARRES

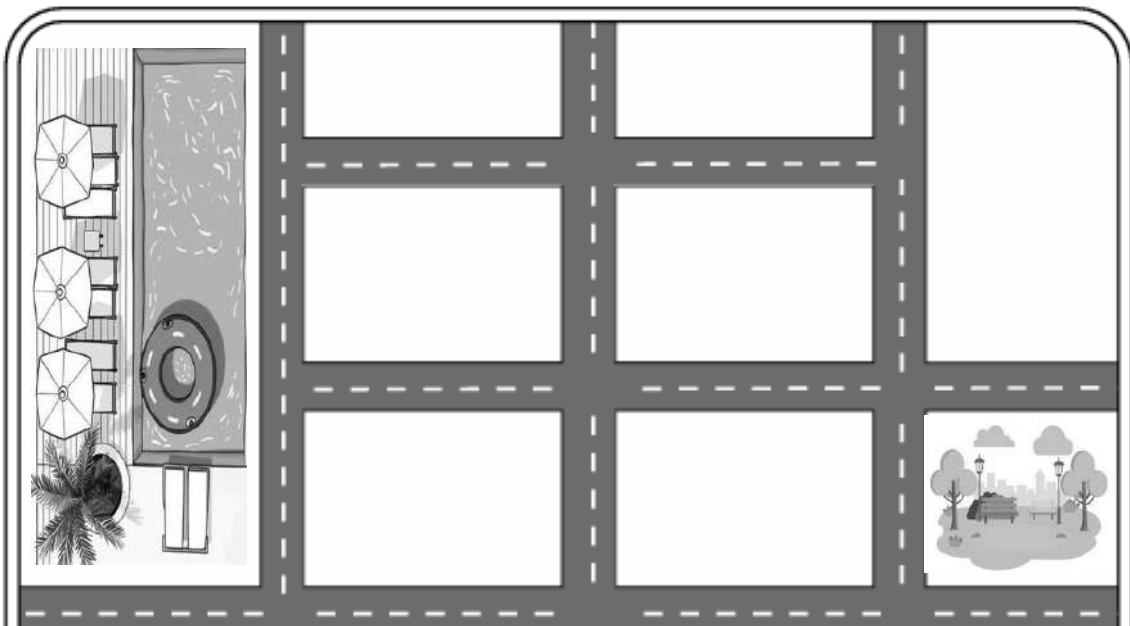


Instructions

1. Look at the map.
2. Read the sentences carefully.
3. Draw the places in the correct position on the map.
4. Use the prepositions of place to help you.

Sentences (map directions)

1. The museum is **next to** the park.
2. The hotel is **opposite** the museum.
3. The restaurant is **between** the hotel and the swimming pool.
4. The bank is **behind** the hotel.
5. The tourist information center is **near** the park.
6. The cinema is **next to** the bank
7. The mall is **opposite** the restaurant



TOPIC 7: CARDINAL POINTS



Cardinal Points

N - North
S - South
E - East
W - West

Quadrantal Points

NE - Northeast
SE - Southeast
SW - Southwest
NW - Northwest



INSTITUCIÓN EDUCATIVA YERMO Y PARRES



Activity

PART 1: AT SCHOOL

Instructions

Read the questions and write the correct cardinal point.

- The board is located to the _____ of the classroom.
- The classroom door is to the _____.
- The windows face the _____.
- Which cardinal point does the school entrance face?
→ It faces the _____.
- Where is the principal's office?
→ It is to the _____.
- Which cardinal point is our classroom facing?
→ Our classroom faces the _____.

PART 2: AT HOME

Instructions

Complete the sentences with a cardinal point.

- My house faces the _____.
- My bedroom window faces the _____.
- When I leave my house to go to school, I walk to the _____.
- To go to the nearest store or supermarket, I walk to the _____.
- My neighbor who lives to the _____ of my house is called _____.

TOPIC 7: ADJECTIVES & FINAL PROJECT

Adjectives describe places.

Big – Small – Beautiful – Fun

clean



dirty



modern



old





Describing a city!

d i r t y w c o o l w o
v i c o l o r f u l e l
b i g m e d e l l i n d
w a r m f r a n c e o d
p a r i s j g r e y z u
j h d a n g e r o u s l
s m a l l s a f e p b l
l a n d m a r k s b i d

Find the following words in the puzzle.
Words are hidden → and ↓ .

dangerous	dirty	grey
landmarks	paris	old
colorful	cool	big
medellin	warm	
france	safe	
small	dull	

Final Project: My Favorite Tourist Place

Choose **ONE** tourist place

It can be:

- a place in **Colombia**
- a place in **another country**

Examples:

- Medellín
- Paris

Write a **short text (6–8 sentences)** about your favorite tourist place.

You must include:

1. **Name of the place**
 - *My favorite tourist place is Guatapé.*
2. **Location** (use prepositions or cardinal points)



INSTITUCIÓN EDUCATIVA YERMO Y PARRES



- *It is in Colombia.*
 - *It is in the east of Antioquia.*
3. **Activities (can / can't)**
- *You can take photos.*
 - *You can't litter.*
4. **Simple present (affirmative or negative)**
- *Tourists visit the town.*
5. **One WH sentence**
- *Where is it? It is in Colombia.*

Visual Part: POSTER

Draw or paste:

- a picture of the place
- 3 symbols (✓ / ✗) to show what tourists can or can't do

Oral Part (Short presentation)

Present your project to the class

Use simple sentences:

- *This is my favorite tourist place.*
- *It is in...*
- *You can... / You can't...*

Links to practice:

1. <https://www.baamboozle.com/game/123>
2. https://www.educaplay.com/learning-resources/7298504-classroom_commands.html
3. <https://wordwall.net/es-co/community/wh-question-game>
4. <https://wordwall.net/es-ar/community/simple-present-games>
5. <https://agendaweb.org/verbs/can-exercises.html>
6. <https://wordwall.net/es-ar/community/describing-places>
7. <https://wordwall.net/es-ar/community/prepositions-of-place-game>
8. https://www.educaplay.com/learning-resources/7923266-cardinal_points.html