



GRADE 6<sup>TH</sup>  
EDUCATIONAL GUIDE # 1<sup>ST</sup> TERM  
JANUARY 2026  
ENGLISH

**Bienvenidos a grado sexto/ Welcome to sixth grade.**

En la unidad del primer periodo vamos a fortalecer las habilidades de **escucha, lectura, escritura y habla** para que comprendas mejor el idioma inglés. Además, aprenderás la **gramática** relacionada con cada uno de los temas que trabajaremos.

En cada tema se presentará una explicación en inglés, acompañada de ejemplos claros. Al final, encontrarás una **actividad**, para poner en práctica lo aprendido.

# TOPIC 1: Greetings and farewells



Hello Hi Good Morning Good Afternoon Good Evening Good Night	GoodBye Bye See You See you later See you Tomorrow So Long
---	---



We use **greetings** to say hello and **farewells** to say goodbye.

GREETINGS	EXAMPLES	FAREWELLS	EXAMPLES
Hello: formal way to greet someone.	Hello, how are you?	Goodbye: Farewell used when you leave someone.	Goodbye, teacher!
Hi: informal way to greet someone.	Hi there, Nice to meet you!	Bye: an informal way to say goodbye.	Bye, mom!
Good morning: greeting used in the morning.	Good morning, have a great day!	See you: used when you see the person again.	See you at school!
Good afternoon: greeting used in the afternoon.	Good afternoon, how is your day going?	See you later: used when you will see the person later.	See you later, friend!
Good evening: greeting use in the evening.	Good evening, it's nice to see you.	See you tomorrow: used when you see the person the next day.	See you tomorrow cris!
Good night: used before going to bed.	Good night, daddy!	So long: an informal way to say goodbye for a long time.	So long, guys!

**Speaking:** Greet 2 or 3 of your classmates using the vocabulary.



# INSTITUCIÓN EDUCATIVA YERMO Y PARRES



**Activity 1:** Find 11 greetings and farewells in the word search.



**Activity 2:** Read and circle the correct **greetings** or **farewells**.

1. You are eating breakfast in the kitchen and your brother comes into the room.

- a. Good morning. b. Good afternoon. c. Good evening.



2. You see your aunt. It is 7 p.m. and the sun is down.

- a. Good morning. b. Good afternoon. c. Good evening.



3. You are leaving school at the end of the day and you say \_\_\_\_\_ to your teacher.

- a. Goodbye. b. Good morning. c. Good night



4. You finish playing with your friend in the afternoon, but you will see them again tomorrow.

- a. Good night. b. See you later. c. Hello




**Activity 3:** Create a short dialogue using at least 2 greetings and two farewells.

--	--	--	--



# TOPIC 2: Personal Pronouns



Personal pronouns replace names.

### Example:

María → **She** is my friend.

Pablo → **He** is my brother.

Mother and Father → **They** are my parents.

### Let's practice

1. **Listening activity:** Write the correct word in each space.

<https://www.aprenderinglesrapidoyfacil.com/2016/02/03/listening-pronombres-personales/>

Kathy and Ruben are my neighbors.  are from Lisbon.

is 57 years old and  is 60.

They have a hamster as a pet.  is white and brown.

I don't like hamsters,  know, they look like big rats.

usually have coffee together on Wednesdays.

really like them; they are nice.

- She
- We
- I
- They
- you
- It
- he

### 2. Circle the correct pronoun.

- |  |  |
|--|--|
| 6. María is my sister. (He / She)          | 1. My parents are at home. (They / He)     |
| 7. My teacher is kind. (He / She)          | 2. The book is on the table. (It / She)    |
| 8. The dog is small. (It / They)           | 3. Pedro and I are classmates. (We / They) |
| 9. Juan is in my class. (He / She)         | 4. The students are happy. (They / It)     |
| 10. Ana and Laura are friends. (They / We) | 5. My brother is 12 years old. (He / She)  |

### 3. Replace the name with a pronoun

- Carlos is my friend. → \_\_\_\_\_ is my friend.
- María is from Colombia. → \_\_\_\_\_ is from Colombia.
- Juan and Pedro are students. → \_\_\_\_\_ are students.
- My mother and father are teachers. → \_\_\_\_\_ are teachers.
- The cat is black. → \_\_\_\_\_ is black.



### TOPIC 3: VERB TO BE (AM / ARE / IS)



Pronoun	Verb To Be	Translate
I	am	Yo soy/estoy
You	are	Tú eres/estás
He	is	Él es/está
She	is	Ella es/está
IT	is	Ello es/está
We	are	Nosotros somos/estamos
You	are	Ustedes son/están
They	are	Ellos son/están

#### Examples:

**I** am a student.



**You** are my friend.



**He** is my brother.



**She** is happy.



**It** is a book.



**They** are students.



**We** are classmates.





# INSTITUCIÓN EDUCATIVA YERMO Y PARRES



## Activity 1: Fill the blanks using (am - is - are)

- I \_\_\_\_\_ a student.
- He \_\_\_\_\_ my brother.
- The cat \_\_\_\_\_ sleeping on the bed.
- They \_\_\_\_\_ my friends.
- Sara \_\_\_\_\_ a good friend.
- We \_\_\_\_\_ drawing a picture.

- I is happy.
  - I are happy.
  - I am happy.



- The dogs is barking.
  - The dogs are barking.
  - The dogs am barking.



- She am a teacher.
  - She are a teacher.
  - She is a teacher.



## Activity 2: Write "True" or "False" at the end of each sentence:

- "I is not sad". \_\_\_\_\_
- "They are not studying". \_\_\_\_\_
- "He am not running". \_\_\_\_\_
- "We is not leaving". \_\_\_\_\_
- "It is not hot". \_\_\_\_\_

- They \_\_\_\_\_ eating pizza.

- am
- is
- are



- It \_\_\_\_\_ raining.

- am
- is
- are



- I \_\_\_\_\_ late for work.

- am
- is
- are



## Activity 5: Read and choose True (T) or False (F)

My name is Jane. I am 12 years old. I am from Canada, but I live in England with my family. I am a student. My favourite subject is Maths. I am in my house now. I am posting a photograph on Instagram.



Hello! My name's Jack. I am ten. Oh, no! I'm sorry. I am eleven. It was my birthday on Saturday. I am from the USA. I am a student. I really like science and art. I am a good football player, too!



My name's Diego. I am 39 years old and I a doctor. I am from Chile but I live in Argentina. I am married. My wife's name is Elena. She's a doctor, too. We work in the same hospital.



Hi, everyone! My name is Nick. I am 50 years old. I am from Australia. I am an architect. I build houses. In my free time, I like surfing and running.



- Nick is fifteen years old. T/F
- Diego is from Argentina. T/F
- Jane's favourite subject is Maths. T/F
- Nick likes surfing T/F
- Jack is good at playing football. T/F
- Jack is ten years old. T/F
- Diego is thirty years old. T/F
- Nick is from Canada. T/F



# INSTITUCIÓN EDUCATIVA YERMO Y PARRES



Possessive adjectives are words used to indicate ownership or possession of a noun. They clarify to whom something belongs in a sentence.

**My** | Indicates ownership by the speaker.  
Example: This is my laptop.

**Your** | Shows ownership by the person being addressed. It's your book.


**Our** | Indicates joint ownership by the speaker and others. This is our project.

**His** | Indicates ownership by a male.  
Example: His car is dark blue.

**Her** | Indicates possession by a female.  
Example: I like her necklace.

**Its** | Used for possession by non-human entities. The dog wagged its tail.

**Their** | Shows possession by a group other than the speaker. Look at their house.



Let's practice:

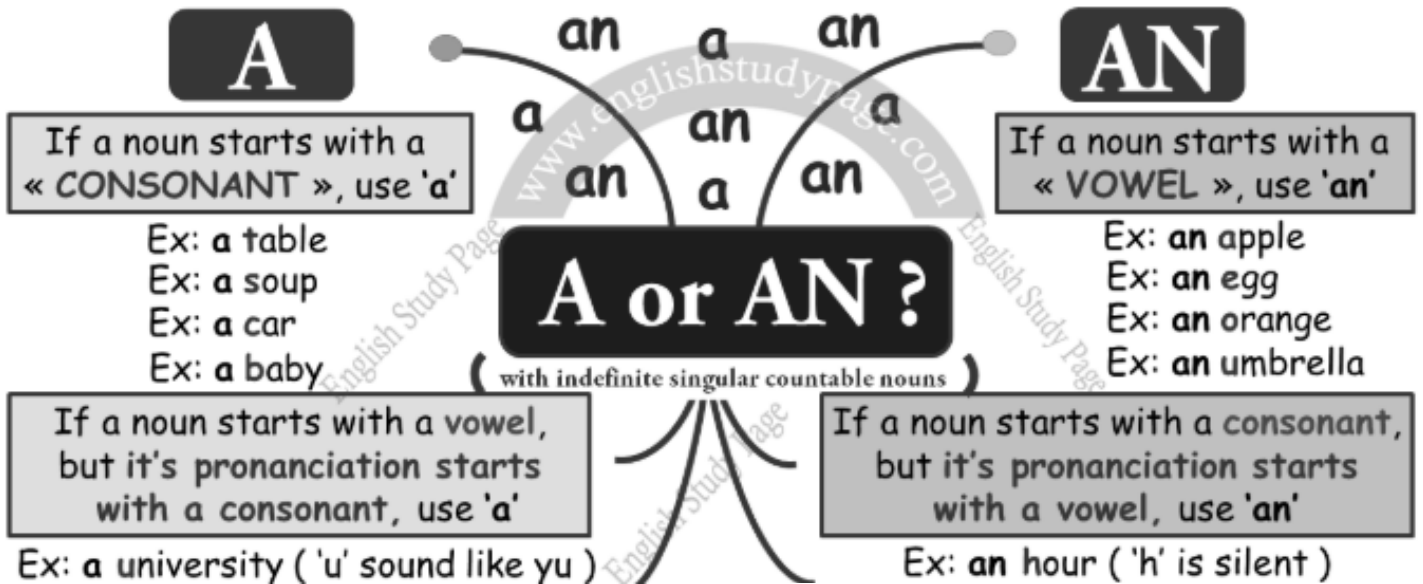
## Activity 1: Listening Exercise

[https://www.learnamericanenglishonline.com/Listening\\_Lab/Listening\\_Lab\\_Exercise\\_3\\_possessive\\_adjectives.html#google\\_vignette](https://www.learnamericanenglishonline.com/Listening_Lab/Listening_Lab_Exercise_3_possessive_adjectives.html#google_vignette)

1. Is that \_\_\_\_\_ jacket?
2. That's \_\_\_\_\_ house.
3. This is \_\_\_\_\_ book.
4. Where are \_\_\_\_\_ keys?
5. Come over to \_\_\_\_\_ house tonight.
6. The dog is chasing \_\_\_\_\_ tail.
7. Can I borrow \_\_\_\_\_ cell phone?
8. \_\_\_\_\_ assignments are due tomorrow.
9. \_\_\_\_\_ ideas are very interesting.
10. \_\_\_\_\_ shoes are on the floor.



## TOPIC 5: A / AN & NUMBERS REVIEW



<https://englishstudvpage.com/grammar/using-a-an-in-english/>

Let's practice

1. I went to the shop to buy \_\_\_\_\_ apple.
2. \_\_\_\_\_ spider crawled up my leg!
3. The man cut open \_\_\_\_\_ orange.
4. My dad drank \_\_\_\_\_ can of fizzy soda.
5. Emily needed \_\_\_\_\_ bottle of water for the school trip.
6. Yusif saw \_\_\_\_\_ elephant at the zoo.
7. Mrs Jackson asked the children to bring \_\_\_\_\_ lunch box to school.
8. "I need \_\_\_\_\_ key to lock the door!" shouted Asha.
9. The pizza needed to be put in \_\_\_\_\_ oven before it could be eaten.
10. Zaira had already eaten \_\_\_\_\_ packet of crisps but wanted another.



### Numbers review

**Number Words**  
<https://englishclubhj.blogspot.com/2019/09/year-4-review-numbers-clock.html>

1	one	11	eleven	30	thirty
2	two	12	twelve	40	forty
3	three	13	thirteen	50	fifty
4	four	14	fourteen	60	sixty
5	five	15	fifteen	70	seventy
6	six	16	sixteen	80	eighty
7	seven	17	seventeen	90	ninety
8	eight	18	eighteen	100	one hundred
9	nine	19	nineteen	1,000	one thousand
10	ten	20	twenty	1,000,000	one million
				1,000,000,000	one billion

Activity: Write the following numbers:

117: \_\_\_\_\_

35: \_\_\_\_\_

1265: \_\_\_\_\_

482: \_\_\_\_\_

29: \_\_\_\_\_

568: \_\_\_\_\_

1731: \_\_\_\_\_

### TOPIC 6: The Alphabet

**Aa Bb Cc Dd Ee Ff Gg**

/ei/ /bi:/ /si:/ /di:/ /i:/ /ef/ /dʒi:/

**Hh Ii Jj Kk Ll Mm Nn**

/ertʃ/ /aɪ/ /dʒei/ /keɪ/ /el/ /em/ /en/

**Oo Pp Qq Rr Ss Tt Uu**

/oʊ/ /pi:/ /kju:/ /ɑ:r/ /es/ /ti:/ /ju:/

**Vv Ww Xx Yy Zz**

/vi:/ /'dʌb.əl.ju:/ /eks/ /waɪ/ /zi:/

Activity: Practice and spell your name.

Practice the spelling of the following words.


F R I E N D S

F A M I L Y

S C H O O L



### TOPIC 7: CLASSROOM SUPPLIES



**Speaking Activity:** By pairs, ask and answer questions about your classroom supplies.

Ex: What is it?

It is a \_\_\_\_\_.

[https://www.youtube.com/watch?v=AWY\\_M41VC](https://www.youtube.com/watch?v=AWY_M41VC)

### TOPIC 8: Introducing people and nationalities

Let's see:

I am from Colombia. → I am **from** \_\_\_\_ (country)


I am Colombian. → I **am** \_\_\_\_\_ (nationality)

**Let's practice - Activity 1:** Complete the sentences using the information below.

**Name:** Stiven Mesa (blesd)  
**Age:** 25  
**Nationality:** Colombian  
**Occupation:** Singer



**Name:** Vin Diesel  
**Age:** 58  
**Nationality:** American  
**Occupation:** Actor



He is \_\_\_\_\_.

He is \_\_\_\_ years old.

He is from \_\_\_\_\_.

He is a \_\_\_\_\_.

He is \_\_\_\_\_.

He is \_\_\_\_ years old.

He is from \_\_\_\_\_.

He is a \_\_\_\_\_.

**Activity 2: Write about you:** Complete the sentences.

1. My name is \_\_\_\_\_.
2. I am from \_\_\_\_\_.
3. I am \_\_\_\_\_ (nationality).



## INSTITUCIÓN EDUCATIVA YERMO Y PARRES



**Activity 3: Read and complete:** Complete the text with the words from the box.

(am – is – from – my – friend – Colombian)

Hello! My name \_\_\_ Laura.

I \_\_\_ 11 years old.

I am \_\_\_ Colombia.

I am \_\_\_.

This is \_\_\_ best \_\_\_.

Her name \_\_\_ Sara.

**Activity 4: Introduce a friend:** Complete the sentences.

1. This is my friend.
2. His / Her name is \_\_\_\_\_.
3. He / She is from \_\_\_\_\_.
4. He / She is \_\_\_\_\_ (nationality).

**Activity 5: Final Speaking Activity:** Practice and introduce yourself and a friend.

“Hello, my name is \_\_\_\_\_. I am from \_\_\_\_\_. I am \_\_\_\_\_.

This is my friend. His/Her name is \_\_\_\_\_. He/She is from \_\_\_\_\_.”

Links to practice:

1. <https://wordwall.net/es/resource/3302855/subject-pronouns>
2. <https://www.baamboozle.com/classic/84334>
3. <https://games4esl.com/esl-classroom-games/classroom-objects-game/>
4. <https://wordwall.net/es/resource/78365118/english/possessive-adjectives>
5. <https://www.ello.org/class/A1/A1-09-Subject-Pronouns.html>
6. [https://www.youtube.com/watch?v=\\_VXdOBGArU8](https://www.youtube.com/watch?v=_VXdOBGArU8)
7. <https://wordwall.net/resource/25729634/english/a-an>
8. <https://www.youtube.com/watch?v=XXg1Lmz2x9o>
9. <https://www.youtube.com/watch?v=NJVV1LDt2hE>
10. <https://www.youtube.com/watch?v=um3YrKRfsr0>