



INSTITUCIÓN EDUCATIVA YERMO Y PARRES



LENGUA EXTRANJERA (INGLES)

GRADO: CUARTO PRIMER: PERIODO



SABERES CONCEPTUALES.

- Greetings and farewells: hello, hi, good morning, see you soon, see you later.
- Alphabet and spelling.
- Use of dictionary.
- Daily Routines (get up, get dressed, take a shower, etc.).
- Actions and common activities at school: (ask for and give information).

DAILY ROUTINES.

- Saludos formales e informales.
- Deletrear palabras.
- Actividades diarias y de rutina.

INDICADORES DE DESEMPEÑO.

- Utilizar frases de saludo y despedida en la cotidianidad.
- Deletrear el vocabulario trabajado en clase.
- Usar adecuadamente el diccionario.
- Presentar de manera oral la rutina diaria.

TEACHER: _____ DATE: _____


NAME: _____ GRADE: Fourth

Issue: Greetings and Farewells.

- ✓ **Clase 1:** Saludos (hello, hi, good morning)
- ✓ **Actividades:** canción, repetición, imágenes.
- ✓ **Evidencia:** participación oral.

Escribe el significado en español:

- Good morning: _____
- Good afternoon: _____
- Good evening: _____
- Good night: _____
- Hello / Hi: _____
- Nice to meet you: _____



- ✓ **Clase 2:** Despedidas (goodbye, bye, see you later)
- ✓ **Actividades:** diálogos cortos, juego de roles.
- ✓ **Evidencia:** mini diálogo.



GREETINGS



1) FIND AND CIRCLE

G	O	O	D	M	O	R	N	I	N	U	G
O	C	H	J	E	G	U	M	B	I	V	O
O	C	T	R	E	W	Q	B	M	I	O	O
D	G	H	B	Y	E	B	Y	E	C	V	D
B	M	N	B	V	C	X	Z	F	G	H	A
Y	V	H	J	U	N	V	B	T	Y	H	F
E	A	S	D	H	B	M	N	M	K	I	T
G	O	O	D	E	V	E	N	I	N	G	E
B	V	F	R	L	E	D	V	G	T	Z	R
L	L	K	G	L	B	Y	D	S	A	M	N
Q	W	G	O	O	D	N	I	G	H	T	O
H	A	S	D	F	G	J	K	L	M	O	O
G	B	N	T	Q	W	D	S	R	T	U	N

- HELLO
- GOOD MORNING
- GOOD AFTERNOON
- GOOD EVENING
- GOOD NIGHT
- BYE-BYE
- GOOD BYE



HELLO

Hello I'm fine, thank you. My name is Froggy.
 Good morning Goodbye Good afternoon Good night

Write

1

2

3

4

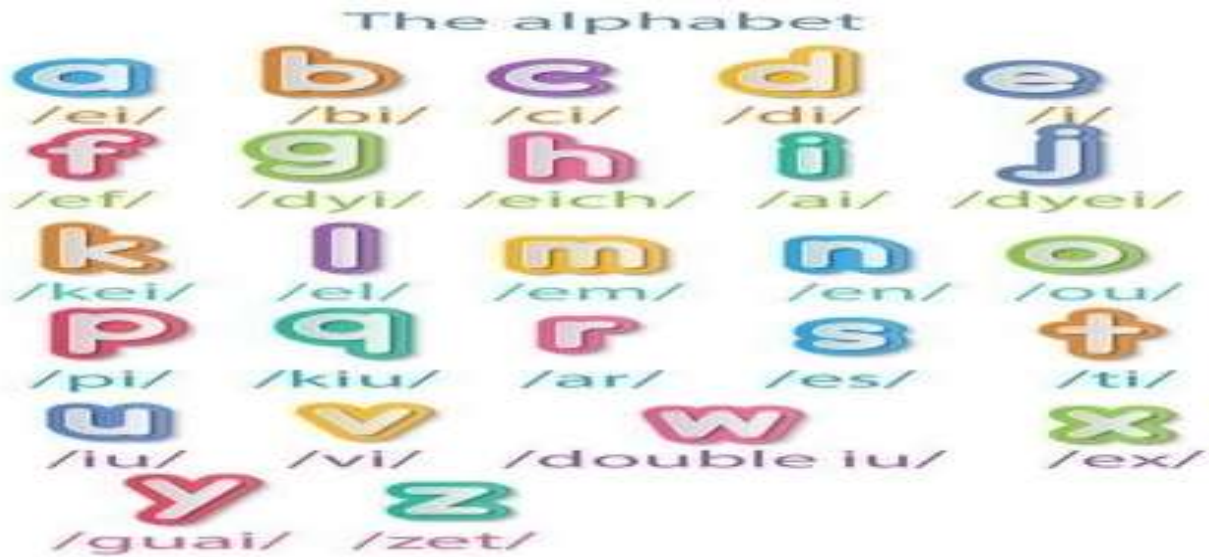
5

6

7

Issue: Alphabet and Spelling.

- ✓ **Clase 3:** Alfabeto A–Z
- ✓ **Actividades:** repetir, señalar letras, escribir nombre.
- ✓ **Evidencia:** reconocimiento del alfabeto.



- ✓ **Clase 4:** Spelling Challenge.
- ✓ **Actividades:** deletreo del nombre y palabras vistas.
- ✓ **Evidencia:** deletreo oral y escrito.

Girl - G-I-R-L

(dji: ai a: el)

Man - M-A-N

(em ei en)

Teacher - T-E-A-C-H-E-R

A-R-Y

(ti: i: ei si: eitch i: a:)

Computer - C-O-M-P-U-T-E-R

U-E-S

(si: ou em pi: iu: ti: i: a:)

English - E-N-G-L-I-S-H

(i: en dji: el ai es eitch)

Afternoon - A-F-T-E-R-N-O-O-N

(ei ef ti: i: a: en ou ou en)*

Boy - B-O-Y

(bi: ou wai)

Woman - W-O-M-A-N

(dabliu: ou em ei en)

Secretary - S-E-C-R-E-T-

A-R-Y

(es i: si: a: i: ti: ei a: wai)

Dialogues - D-I-A-L-O-G-

U-E-S

(di: ai ei el ou dji: iu: i: es)

Book - B-O-O-K

(bi: ou ou kei)*

People - P-E-O-P-L-E

(pi: i: ou pi: el i:)

Palabras - Words	Deletreo - spelling	Significado -Signification
Dog		
Happy		
Big		
Carolina		
Live		
Snake		
Turtle		
House		
Door		
Lamp		

Issue: Use of Dictionary.

✓ **Clase 4:** ¿Qué es el diccionario?

Pasos para usar el diccionario:

1. Buscar la letra inicial.
2. Mirar el orden alfabético.
3. Elegir el significado correcto.

- ✓ **Actividades:** explorar el diccionario, identificar partes.
- ✓ **Evidencia:** reconocimiento de la herramienta.



- ✓ **Clase 5:** Búsqueda de palabras y escribe su traducción.
- ✓ **Actividades:** buscar 5 palabras, escribir significado y dibujo.
- ✓ **Evidencia:** lista de palabras.

Windows	Teacher	Friend
School	Pencil	Apple

Issue: My Daily Routine.

- ✓ **Clase 6:** Rutinas diarias
- ✓ **Vocabulario Ilustrado:**
- ✓ I get up (Me levanto).
- ✓ I take a shower (Me baño).
- ✓ I have breakfast (Desayuno).
- ✓ **Actividad:** Observa las imágenes de la rutina.
- ✓ **Evidencia:** asociación imagen–palabra.













DAILY ROUTINES

	I wake up		I go to school
	I get up		I have lunch
	I wash my face		I do my homework
	I get dressed		I have dinner
	I have breakfast		I put on my pyjama
	I brush my teeth		I go to bed

- ✓ **Clase 7:** Rutina escrita
- ✓ **Actividades:** escribir frases simples de cada imagen.
- ✓ **Evidencia:** texto corto.

Daily Routine

Look at the pictures and write the words in the correct place

Watch TV Go to bed Have lunch	Get up Read Study	Go to school Brush teeth Do exercise	Wash hands Take a bath Play sports
 []	 []	 []	
 []	 []	 []	
 []	 []	 []	
 []	 []	 []	



Daily Routines

ezpzlearn.com


[]


[]


[]


[]

E	A	T	B	R	E	A	K	F	A	S	T
R	E	B	R	E	A	B	A	T	H	A	J
R	R	D	F	H	N	W	A	K	E	U	P
F	R	G	O	T	O	S	L	E	E	P	W
A	O	O	E	A	T	L	U	N	C	H	V
D	O	H	O	M	E	W	O	R	K	S	M
T	G	O	T	O	S	C	H	O	O	L	G
T	Y	M	B	R	U	S	H	H	A	I	R
B	Q	E	A	T	D	I	N	N	E	R	U
I	H	C	U	Q	F	U	D	T	N	H	V
Q	G	E	T	D	R	E	S	S	E	D	Q


[]


[]

- wake up
- eat breakfast
- go to school
- brush hair
- brush teeth
- go to sleep

- go home
- do homework
- take a bath
- get dressed
- eat lunch
- eat dinner


[]


[]


[]


[]


[]


[]

Issue: Daily Routines (II)

- ✓ **Clase 8:** Repaso de rutina diaria.
- ✓ **Actividades:** Lee la lectura y responder las preguntas.
- ✓ **Evidencia:** comprensión de rutina.



Ann's Day

Hello! My name is Anna. I get up at 6:45 in the morning. I wash my face, brush my teeth, and comb my hair. At 7:10 I have breakfast. At 7:40 I walk to school with my friend. Our lessons start at 8:20. We usually have six lessons. Today is Monday and we have five lessons. The first lesson is English, the second is Math, then we have Science, PE, and Art.



At 1:30 I have lunch at school. I come home at 3 o'clock. After school I do my homework, help my dad in the garden, and play with my little sister. In the evening I read a book or draw pictures. At 9:15 I go to bed.

Answer the questions.

1. What time does Anna get up?
2. How does she go to school?
3. What lessons does Anna have today?
4. What does she do after school?
5. What time does Anna go to bed?

Respuesta:

1. _____
2. _____
3. _____
4. _____
5. _____

ONE DAY IN MY LIFE

Look at the pictures and complete the gaps.

Every day I at eight o'clock.
I and then, I have breakfast
at I live near my school,
so I don't go to school
I to school.
I finish classes at and
I at half past two. In the
afternoon, I do my homework and I also
play games with my little brother.
I usually at nine o'clock.
I at 21:30.

Issue: Actions at School

- ✓ **Clase 9:** Acciones en la escuela
- ✓ **Vocabulario:** read, write, listen, ask.
- ✓ **Evidencia:** reconocimiento de acciones.

Maestralidia.com 

Classroom Language

WRITE THE WORDS UNDER THE PICTURES

Listen
Write
Draw
Sing
Look
Stick
Read
Point
Open your book
Repeat
Close your book
Colour




1




2



3



4




5



6




7



8



9



10




11





12

- ✓ **Clase 10:** Asking and Giving Information
- ✓ **Actividades:** preguntas y respuestas sencillas.
- ✓ **Evidencia:** diálogo guiado.

My House

My family lives in a house. 

Our house is very nice. 

It has two bedrooms. 

We cook and eat in the kitchen. We watch TV in the living room. My favorite room is my bedroom. I like to read books and do my homework in my bedroom.

1. My family lives in _____.
2. Our house has two _____.
3. We cook and eat in the _____.
4. We watch TV in the _____.
5. My favorite room is _____.
6. I like to _____ and _____ in my bedroom.

About Me

My name is _____.

My birthday is _____.

I'm _____ years old.

I'm a _____.(boy/girl)

I'm studying in _____ school.

I'm studying in _____.(class/grade)

My favorite fruit is _____.

My favorite vegetable is _____.

My favorite color is _____.

My best friend's name is _____.

My favorite subject is _____.

My hobbies are _____.

I want to become a _____.



Complete the dialogues.

Nice to meet you, too	I am fine, thank you.	My name is Alp.
Good evening	Good afternoon	Good morning
Hello	Good night	Bye

Hi

Goodbye

Good morning

Good afternoon

Good evening

What is your name?

Good night

Nice to meet you.

How are you?

Issue: Review and Project

- ✓ **Clase 11:** Repaso general.
- ✓ **Actividades:** sopa de letras, crucigrama.

3. Resimlere göre doğru selamlama ifadesini işaretleyelim.

 <p>a</p>	 <p>b</p>	 <p>c</p>
Good morning <input type="checkbox"/> Good night <input checked="" type="checkbox"/>	Good morning <input type="checkbox"/> Good evening <input type="checkbox"/>	Good night <input type="checkbox"/> Good afternoon <input type="checkbox"/>
 <p>d</p>	 <p>e</p>	 <p>f</p>
Good evening <input type="checkbox"/> Good morning <input type="checkbox"/>	Bye <input type="checkbox"/> Hello <input type="checkbox"/>	Hi <input type="checkbox"/> Goodbye <input type="checkbox"/>

4. Eksik olan harfleri örnekteki gibi tamamlayalım.

a G_o _od _m_orn_i _ng	b Goo_ _ e_ _eni_ _g
c Go_ _ d _af_ _er_ _oon	d Go_ _ d _n_ _gh_ _
e G_ _ odb_ _e	f H_ _ ll_ _



Daily Routine



7



12



8



13





3



5



11



10



1



7



9



4





6



2

THE ALPHABET

• Put the letters in the correct place

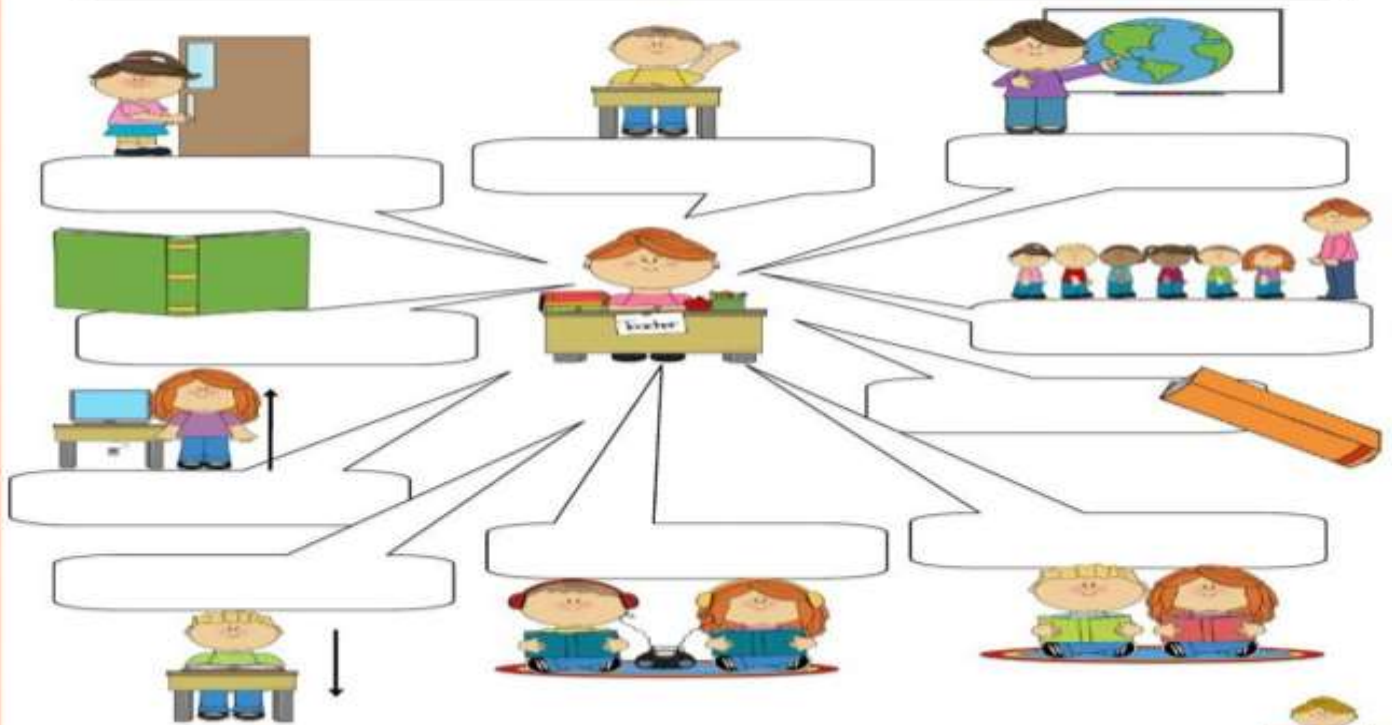


Commands




What's the teacher saying? Write the command into the balloons.

Raise your hand close your book stand up listen read sit down
line up open the door look at the board open your book



- ✓ **Clase 12:** Proyecto.
- ✓ **Actividades:** Hacer una cartelera de la rutina diaria.
- ✓ **Evidencia:** producto final.



GREETINGS  **Drag and drop**

Good afternoon ! *Good bye !* *Good evening !*
Hello ! *Good morning !* *Good night !*

 <input type="text"/>	 <input type="text"/>
 <input type="text"/>	 <input type="text"/>
 <input type="text"/>	 <input type="text"/>

GREETING / MEETING

Drag and Drop : ลากและวางคำที่กำหนด ให้เป็นประโยคที่ถูกต้อง

- ① your What's name ?
- ② are you How ?
- ③ name is My Oscar .
- ④ old are How you ?
- ⑤ Year's eight old I'm .

Math : โยง

ประโยคสนทนาต่อไปนี้เป็นกรสนทนาที่ถูกต้อง

How old are you? 1

a I'm David.

Hello ! 2

b I'm fine thank you.

What's your name? 3

c Bye !

How are you? 4

d Hi !

Goodbye ! 5

e I'm nine years old.

En este momento es muy importante reflexionar sobre el trabajo que realizaste, valorando los aprendizajes y reconociendo las dificultades. Esto hace parte del crecimiento personal y académico.

Lo que aprendí	Lo que se me hizo más difícil hacer	Dudas que me quedan
¿Qué me gustó más? ¿Por qué?		¿Qué no me gustó? ¿Por qué?

