



INSTITUCIÓN EDUCATIVA YERMO Y PARRES

GUÍA DIDÁCTICA INGLÉS

PRIMER PERÍODO 2026

DOCENTE: ISABEL CRISTINA VALENCIA

GRADO: 3° ____

ESTUDIANTE:




➤ YOUR ENGLISH JOURNEY



“Adventure Aboard: ¡Greetings, Family, and Classroom Fun!”

“Aventura a bordo: ¡Saludos, familia y diversión en el salón!”

SABERES CONCEPTUALES	INDICADORES DE DESEMPEÑO
❖ Greetings (how are you? Hi! Hello!, bye, see you later)	❖ Utiliza en la cotidianidad sencillas expresiones de saludo y despedida.
❖ Alphabet and spelling	❖ Deletrea adecuadamente las palabras estudiadas en clase.
❖ The family (mother, aunt, father, uncle, ...)	❖ Responder a las preguntas What is it? Utilizando el vocabulario trabajado en clase sobre objetos del aula.
❖ Objects of classroom	❖ Responde a la pregunta Who is she/he? Utilizando el vocabulario trabajado sobre la familia.
❖ Relatives and friends	❖ Identifica y escribe las palabras aprendidas en clase.
❖ Who is? What is it?	



GREETING AND FAREWELLS.

Let's learn and practice greetings and farewells in English.

Saludos en Inglés

Formales

Hello	»	Hola
Good morning	»	Buenos días
Good afternoon	»	Buenas tardes
Good evening	»	Buenas noches

Informales

Hi	»	Hola
How are you?	»	¿Cómo estás?
What's up?	»	¿Qué tal?
What's new?	»	¿Qué hay de nuevo?

Despedidas en Inglés

Formales

Goodbye	»	Adiós
Have a nice day!	»	¡Que tenga un buen día!
Good night	»	Buenas noches

.....
"Good Evening" y "Good Night" suelen ser confundidas por los hablantes del español. "Good Evening" significa "Buenas Noches" como una forma de saludo. "Good Night" significa "Buenas Noches" como una despedida

Informales

Bye-bye	»	Adiós
Later	»	Nos vemos luego
See you!	»	Nos vemos
See ya!	»	Nos vemos

Activity 1 Follow the instructions


1) FIND AND CIRCLE

G	O	O	D	M	O	R	N	I	N	U	G
O	C	H	J	E	G	U	M	B	I	V	O
O	C	T	R	E	W	Q	B	M	I	O	O
D	G	H	B	Y	E	B	Y	E	C	V	D
B	M	N	B	V	C	X	Z	F	G	H	A
Y	V	H	J	U	N	V	B	T	Y	H	F
E	A	S	D	H	B	M	N	M	K	I	T
G	O	O	D	E	V	E	N	I	N	G	E
B	V	F	R	L	E	D	V	G	T	Z	R
L	L	K	G	L	B	Y	D	S	A	M	N
Q	W	G	O	O	D	N	I	G	H	T	O
H	A	S	D	F	G	J	K	L	M	O	O
G	B	N	T	Q	W	D	S	R	T	U	N

- HELLO
- GOOD MORNING
- GOOD AFTERNOON
- GOOD EVENING
- GOOD NIGHT
- BYE-BYE
- GOOD BYE



2) COMPLETE THE BUBBLES WITH THE RIGHT GREETING



Activity 2 : Look at the pictures, write the greeting, and color

Good afternoon !







Good bye !

Good evening !

Hello !

Good morning !

Good night !



GOOD LUCK!

ALPHABET AND SPELLING

Learn the letters and their pronunciation.

Letra	Pronunciación	Letra	Pronunciación
A	ei	N	en
B	bi	O	ou
C	ci	P	pi
D	di	Q	kiu
E	i	R	ar
F	ef	S	es
G	yi	T	ti
H	eich	U	iu
I	ai	V	vi
J	yei	W	dabl-iu
K	kei	X	eks
L	el	Y	uai
M	em	Z	zi

Activity 1: Determine the hidden words in the following spelling; look at the example.

Example: [em] [ei] [ar] [ai] [ei] : _____ (**MARIA**)

1. [ti] [iu] [es] [di] [ai] [uay] : _____
2. [es] [ai] [ti] [iu] [ar] [di] [ei] [uay] : _____
3. [ti] [iu] [ar] [es] [di] [ei] [uay] : _____
4. [em] [ou] [en] [di] [ei] [uay] : _____
5. [ef] [ar] [ai] [di] [ey] [uay] : _____


6. [dobliyu][i][di][en][i][es][di][ei][uay] : _____

7. [es][iu][en][di][ei][uay] : _____

Activity 2: Match the spelling with the corresponding day of the week.

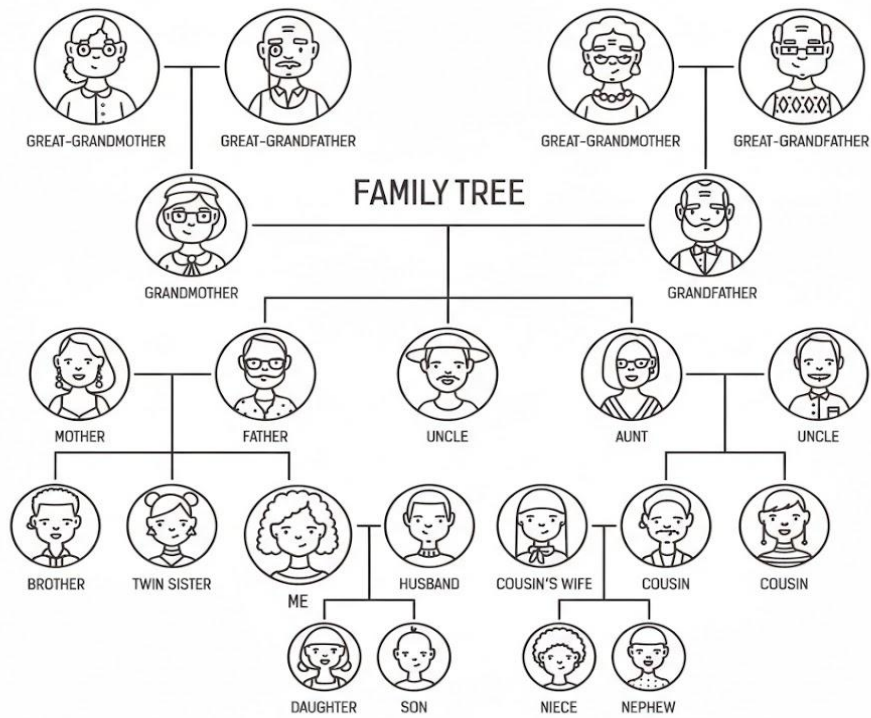
Columna Izquierda (Deletreo)	Columna Derecha (Días)
[ef][ar][ai][di][ey][uay]	MONDAY
[ti][iu][ar][es][di][ei][uay]	TUESDAY
[ti][iu][es][di][ai][uay]	WEDNESDAY
[dobliyu][i][di][en][i][es][di][ei][uay]	THURSDAY
[em][ou][en][di][ei][uay]	FRIDAY
[es][ai][ti][iu][ar][di][ei][uay]	SATURDAY
[es][iu][en][di][ei][uay]	SUNDAY

Activity 3: Write the alphabet in English. Color and paste the worksheet.




THE FAMILY

Let's learn about family members



Activity 1: Draw a picture of your family and write the name of each family member in English..



Activity 2: Complete the crossword

Family

CROSSWORD PUZZLE




7 Down



1 Across



4 Down



ACROSS

- 6. a young person, not an adult yet
- 8. a boy who is your sibling
- 9. a young male child
- 10. a girl who is your sibling
- 12. another word for children

DOWN

- 2. another word for mom
- 3. a young female child
- 5. another word for dad
- 10. the opposite of daughter
- 11. two kids born at the same time

OBJECTS OF CLASSROOM

Activity 1: write the words in the correct box.


marker	student	pencil	scissors	board
rubber/eraser	poster	teacher	vase	ruler
globe	schoolbag	desk	table	clock
window	calendar	pencil case	notebook	pen



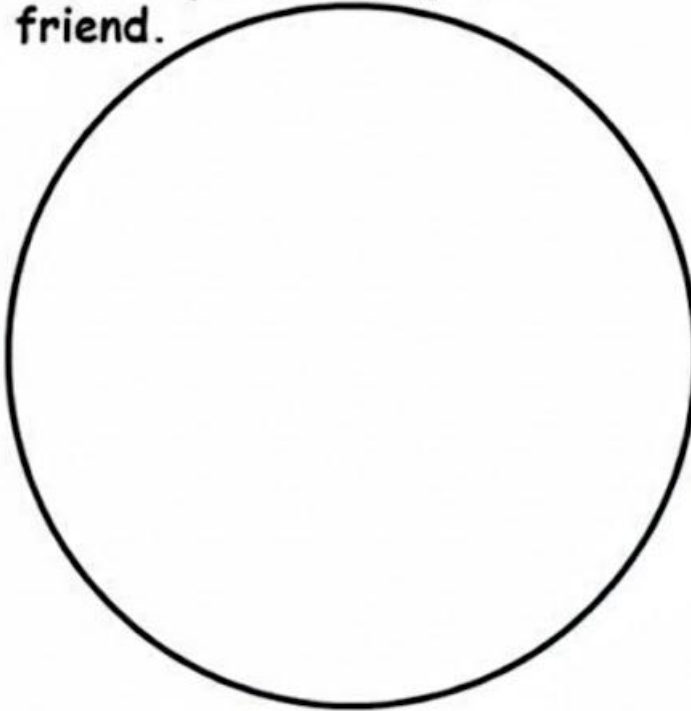
- | | | | |
|---------|----------|----------|----------|
| 1. | 6. | 11. | 16. |
| 2. | 7. | 12. | 17. |
| 3. | 8. | 13. | 18. |
| 4. | 9. | 14. | 19. |
| 5. | 10. | 15. | 20. |

RELATIVES AND FRIENDS

My Friend



Draw a picture of your friend.



Use these questions to help you.

What is your friend's name?

How old is he/she?

Which class is he/she in?

What does he/she look like?

How many brothers and sisters does he/she have?

Write about your friend.

WHO IS? WHAT IS IT?




WH QUESTIONS

Las WH QUESTIONS sirven para preguntar información específica.

WHEN?	Cuándo When is your class? / ¿Cuándo es tu clase?
WHAT?	Qué / Cuál What is this? / ¿Qué es esto?
WHO?	Quién Who are you? / ¿Quién eres?
WHERE?	Dónde Where is Danna? / ¿Dónde está Danna?
WHY?	Por qué Why are you sad? / ¿Por qué estás triste?
HOW?	Cómo How are you? / ¿Cómo estás?



Who's who?



Who is it?

- 1 He's got straight hair and a beard.
- 2 He's got straight black hair and a moustache.
- 3 He's got curly fair hair and a beard.
- 4 He's got straight fair hair and a moustache.
- 5 He's got big shoulders and a beard.
- 6 He's got a beard and big teeth.
- 7 He's got big shoulders and curly fair hair.
- 8 He's got straight fair hair. He hasn't got a moustache.
- 9 He's got curly black hair, big teeth and a beard.
- 10 He's got curly black hair and a moustache.
- 11 He's got straight hair and big teeth.
- 12 He's got a long neck and straight hair.
- 13 He hasn't got any hair on his head.
- 14 He's got big shoulders, fair hair and a moustache.
- 15 He's got a long neck and curly hair.
- 16 He hasn't got a moustache, a beard or big teeth.
- 17 They've got curly black hair. and
- 18 They've got big shoulders and moustaches. and

What is it?

1 What is it?



It is

8 What is it?



It is

2 What is it?



It is

9 What is it?



It is

3 What is it?



It is

10 What is it?



It is

4 What is it?



It is

11 What is it?



It is

5 What is it?



It is

12 What is it?



It is

6 What is it?



It is

13 What is it?



It is

7 What is it?



It is

14 What is it?



It is

Usa "a" si la siguiente palabra empieza con sonido de consonante (ej. a flower).

Usa "an" si la siguiente palabra empieza con sonido de vocal (ej. an apple).

Realizas tus trabajos a tiempo y puntualmente	Si -----	No-----	Alguna veces -----
Eres respetuoso con tus compañeros y docentes	Si -----	No-----	Algunas veces -----
Dejas dar la clase y contribuyes con el orden	Si-----	No-----	Algunas veces-----
Cuando terminas tus actividades de clase te quedas en el puesto colaborando con la disciplina esperando a que los compañeros terminen	Si-----	No-----	Algunas veces-----
Escuchas atentamente las instrucciones dadas en el aula de clase	Si-----	No-----	Algunas veces-----
Entregas puntualmente las actividades que se envía para desarrollar en casa	Si-----	No-----	Algunas veces-----
Traes tu material de trabajo	Si-----	No-----	Algunas veces-----

Nota de Autoevaluación	
------------------------	--

Color the butterfly.

